

MOTOMORINI®



TECHNICAL SPECIFICATIONS

GENERAL MEASURES:

Length x width x height: 2190x905x1390

Wheelbase: 1470 mm

Dry weight: 213 kg

Seat height: 820mm/845mm

Fuel tank: 18L

Ground clearance: 175mm

CHASSIS:

Steel: trellis

Swingarm: alluminium

BRAKING SYSTEM:

Front brake: 298mm double discs, floating caliper, 2 pistons

Rear brake: 255mm single disc, 2 pistons

ABS: BOSCH ABS 9.1 Mb (switchable ABS)

RIMS:

Tubeless Spoked rims

TYRES:

Front tyre: 110/80-19M/C

Rear tyre: 150/70-17M/C

ENGINE:

Engine type: L 2, 4 Strokes

Engine capacity: 649 cc

Bore x stroke: 83mm x 60mm

Compression: 11.3:1

Max torque: 56Nm/7000rpm

Max power: 44kW/60CV/8250rpm

Injection system: BOSCH EFI injection system

Max speed: 175 Km/h

Cooling system: liquid

Fuel distribution: DOHC twin-cylinders 8 valves

Emission: euro 5

COLOURS:


Red, Red Passion

Grey, Smoky Anthracite

White, Carrara White




FULL LED LIGHTS




BREMBO BRAKES




MARZOCCHI 50MM FORKS



MULTI-FUNCTION SWITCHES



MUSIC AND PHONE CONNECTIVITY



DOUBLE USB CHARGER

X-CAPE